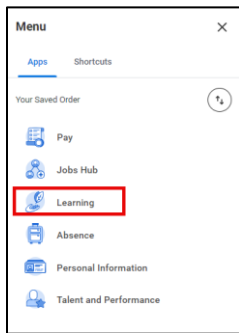


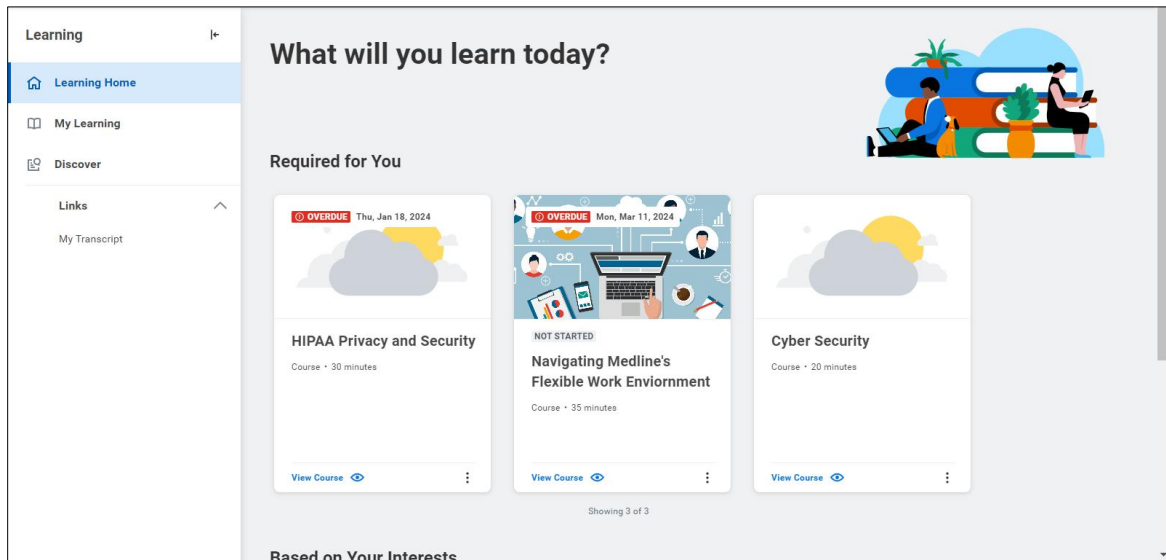
Search for Courses

To search for a course:

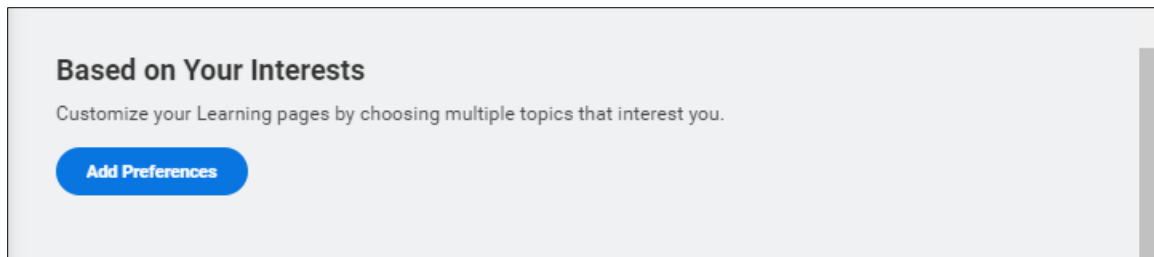
1. From the home page, click **Menu** in the left-hand corner.
2. Then, click the **Learning** app.



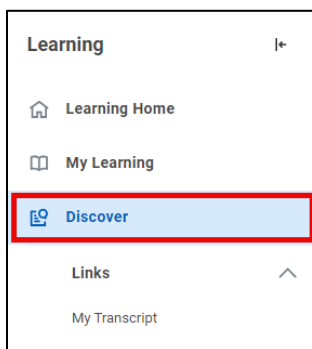
3. In the **Required for You** section, you will see mandatory courses that have been assigned to you.



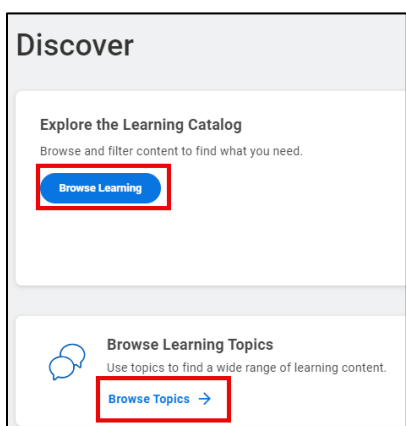
4. If you **Add Preferences**, you will see courses **Based on Your Interests** in this section.



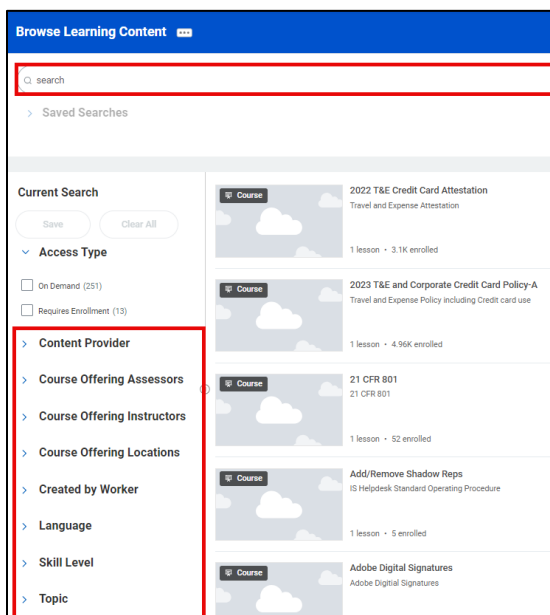
5. Select the **Discover** tab within the Learning app.



6. You can discover classes by clicking **Browse Learning** to browse the entire Learning Catalog, or click **Browse Topics** to browse by topic (DE&I, Finance, Team & Culture, Professional Development, etc.).



7. To search for a specific course, select **Browse Learning**.
8. You can find a course by scrolling through the catalog, filtering your search, or typing the name of the course into the search bar.



Note: Your security permission drives which courses you can see in the Learning Catalog.

9. On the Discover page, you will also see **Most Popular** and **Recently Added** courses.

