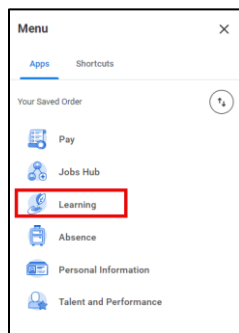


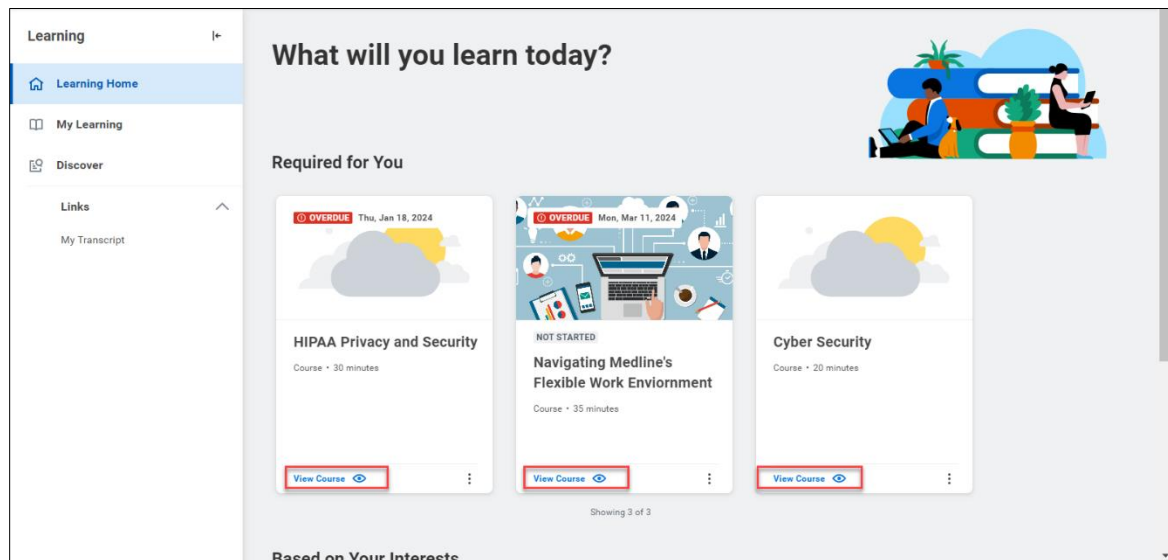
Start a Courses

After you have enrolled in a course, you must start it to take it. To start a course:

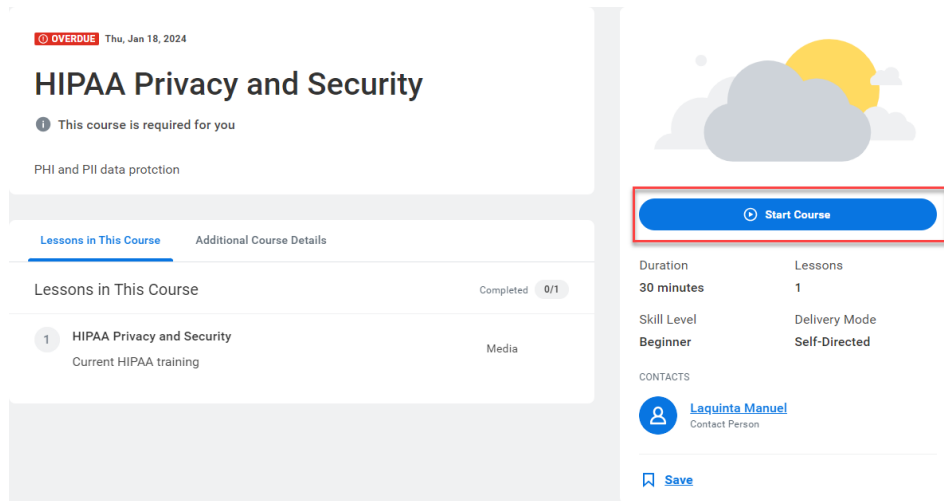
1. From the home page, select the **Menu** in the left-hand corner.
2. Then, select the **Learning** app.



3. You can view your enrolled courses from the **Learning Home** dashboard or from **My Learning**. In the **Required for You** section, you will see mandatory courses that have been assigned to you.
4. To start a course, click **View Course**.



5. Click **Start Course**.



HIPAA Privacy and Security

OVERDUE Thu, Jan 18, 2024

This course is required for you

PHI and PII data protection

Lessons in This Course Additional Course Details

Lessons in This Course Completed 0/1

1 HIPAA Privacy and Security Current HIPAA training Media

Start Course

Duration 30 minutes Lessons 1

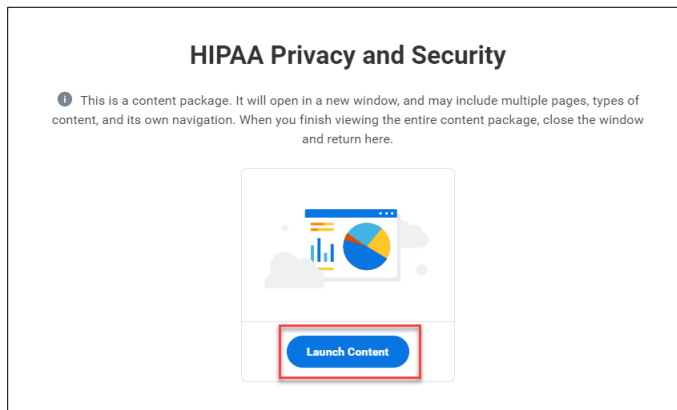
Skill Level Beginner Delivery Mode Self-Directed

CONTACTS

Laquinta Manuel Contact Person

[Save](#)

6. Click **Launch Content**.



HIPAA Privacy and Security

This is a content package. It will open in a new window, and may include multiple pages, types of content, and its own navigation. When you finish viewing the entire content package, close the window and return here.

Launch Content

7. The course will open in your default browser. You may have to turn off your browser's pop-up blocker for the course to launch.
8. You may have to select course Preferences. Click **Submit** to confirm your preferences and start the course.

Preferences

Please select your personal preferences for this course. The default selections represent the recommended experience. At any point throughout the course, you may return to this panel to select more suitable options for your work environment.

Language:

English (US) ▼

?

Viewing Mode:

High-Bandwidth Video ▼

?

Audio:

☒ On ☐ Off

?

SUBMIT

9. Follow the course instructions to complete the course.